



CENTRAL HEALTH


Access to Healthcare Services For Children in Poverty

CAN Community Council
April 17, 2017
Kit Abney Spelce



Central Health: Who we are

- **Central Health** is a healthcare district—a public entity created by voters and supported by property taxes
- **Central Health** funds health care for low income and uninsured Travis County residents
- **Central Health** partners with local health care providers, governments, nonprofits and schools



Central Health: Who we serve

- Central Health serves Travis County residents living at or below 200 percent of the Federal Poverty Level (FPL)
- This is equal to:
 - \$24,120 annual income for an individual
 - \$49,200 annual income for a family of four
- There are an estimated 130,000-140,000 uninsured Travis County residents earning less than 200 percent FPL
 - In 2015 Central Health served more than 109,000 of these residents
- Majority of residents Central Health serves earn less than 100 percent FPL



Children Served by Central Health in FY16 (Oct. 2015-Sept. 2016)

Unduplicated children ages 0-17 served by Central Health programs:

- Medical Access Program (MAP)- 1,523
- Sliding Fee Scale- 4,787

Services covered:

- MAP- primary, urgent, and specialty care, pharmacy, dental, hospitalization
- Sliding Fee Scale- primary care, specialty and dental care



Medicaid and CHIP

- Available to children in Texas without health insurance
- Families with children who get Children's Medicaid pay nothing
- Children with CHIP pay no more than \$50 a year for health care coverage.
 - Some families with CHIP may also pay co-pays for some services



What's Covered by Medicaid and CHIP

- Dentist visits, cleanings, and fillings
- Eye exams and glasses
- Choice of doctors, regular checkups, and office visits
- Prescription drugs and vaccines
- Access to medical specialists and mental health care
- Hospital care and services
- Medical supplies, X-rays, and lab tests
- Treatment of special health needs
- Treatment of pre-existing conditions

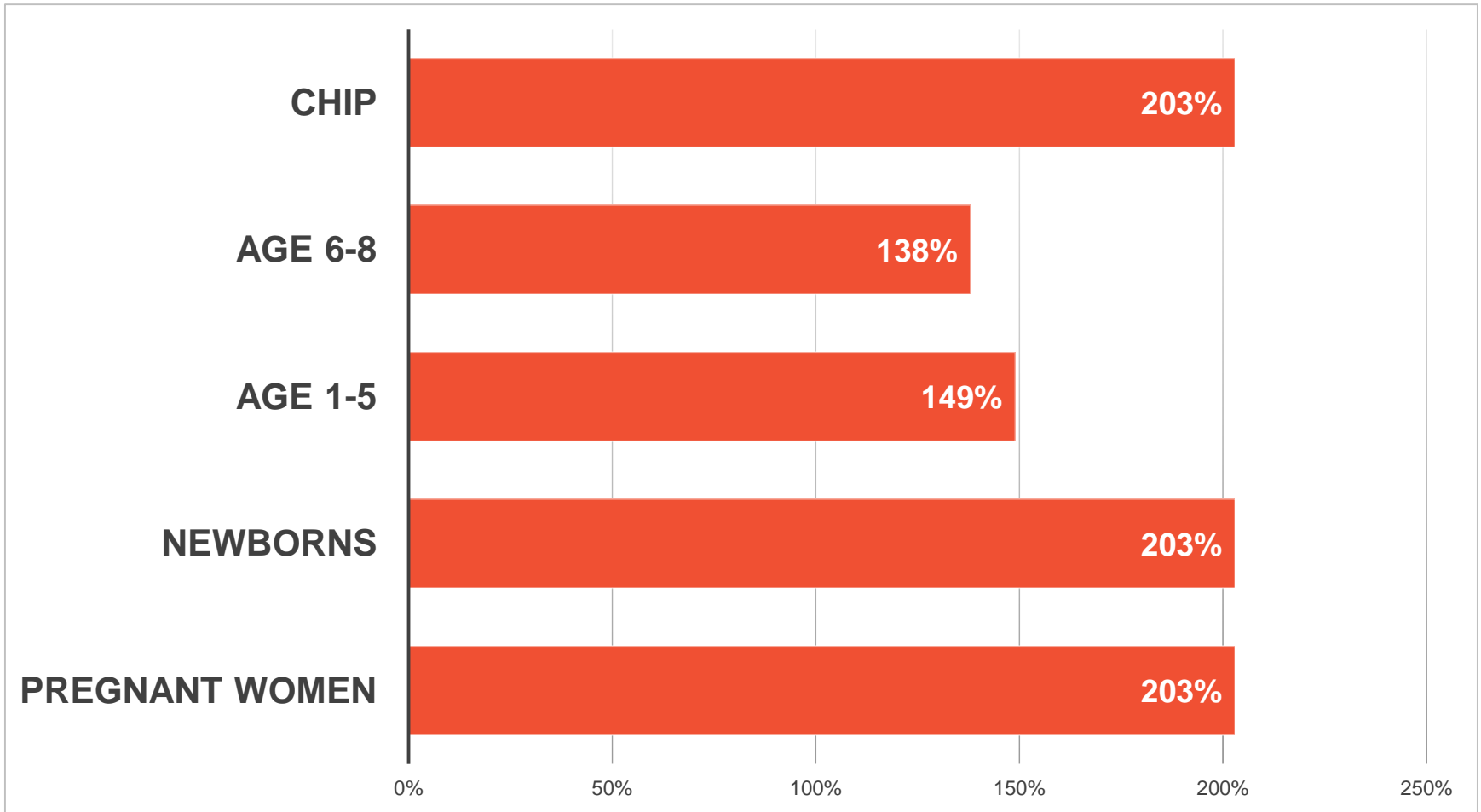


ACA IMPACT on MEDICAID and CHIP

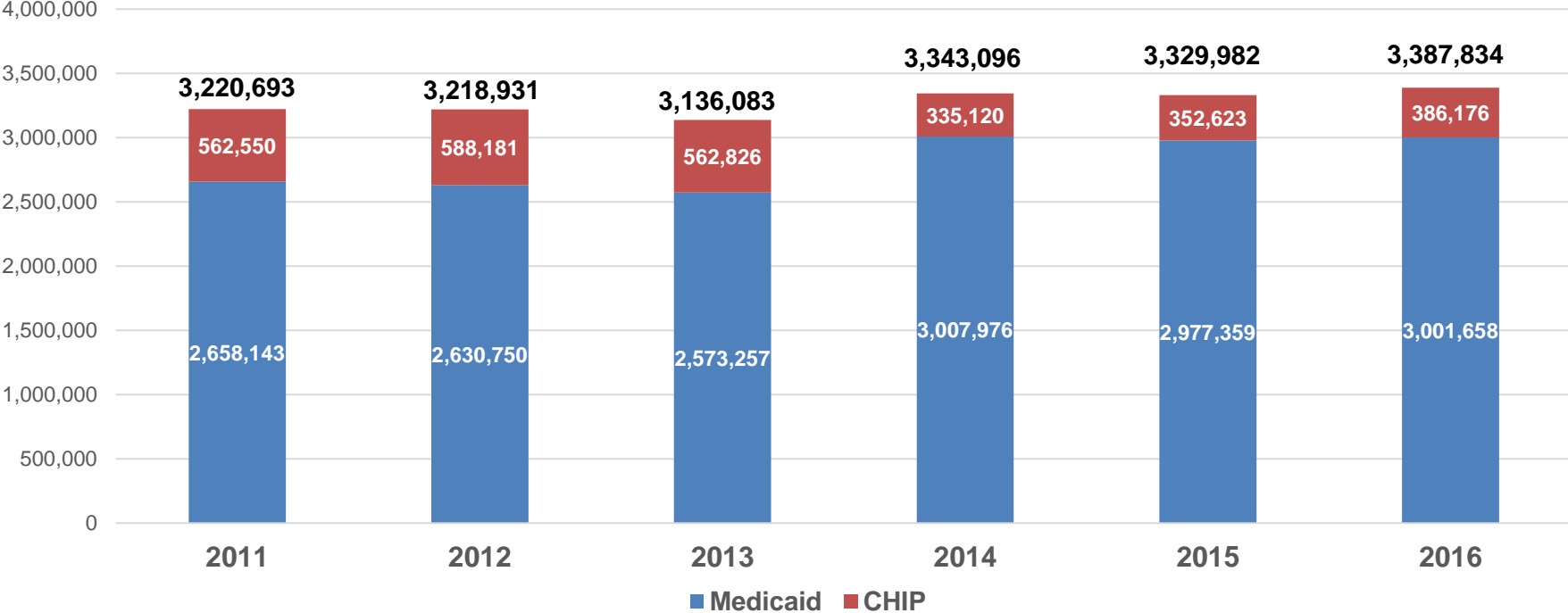
- Elimination of Asset Test
- Higher Income Limits
- Aligned Eligibility with Health Insurance Marketplace
- Simplified Application



INCOME ELIGIBILITY



TEXAS CHILDREN'S INSURANCE ENROLLMENT



Enrollment for the month of December

Source: <https://hhs.texas.gov/about-hhs/records-statistics/data-statistics/healthcare-statistics> Children's Health Coverage (September 2011-December 2016)

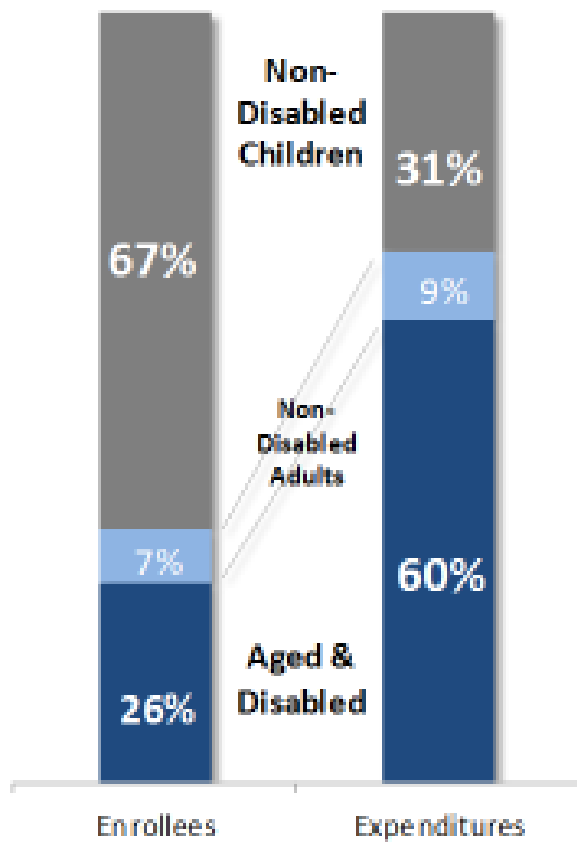


Texas Medicaid Enrollment and Spending

KEY FACTS

- 4.3 M enrollees
- \$36.1 B total spending
(\$14.7 B state, \$21.4 B federal)
- 56% federal match rate

- Non-Disabled Children represent more than two-thirds of Texas Medicaid enrollees but less than one-third of spending
- Aged and disabled enrollees represent only a quarter of Medicaid enrollees but 60% of costs

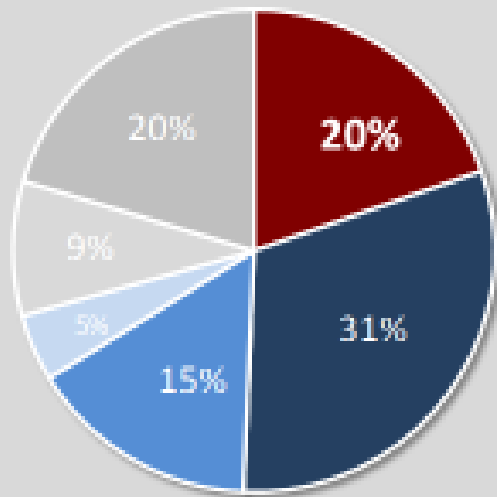


Source: IMACross, Program Enrollment and Spending Medicaid Annual, FY12, available at <http://www.hhs.gov/medicaid/medicaid-reports-and-data/annual-reports/>; Texas Health & Human Services Commission, "Texas Medicaid and CHIP in Perspective," Feb. 2013, available at <http://www.hhs.gov/medicaid/medicaid-reports-and-data/annual-reports/>



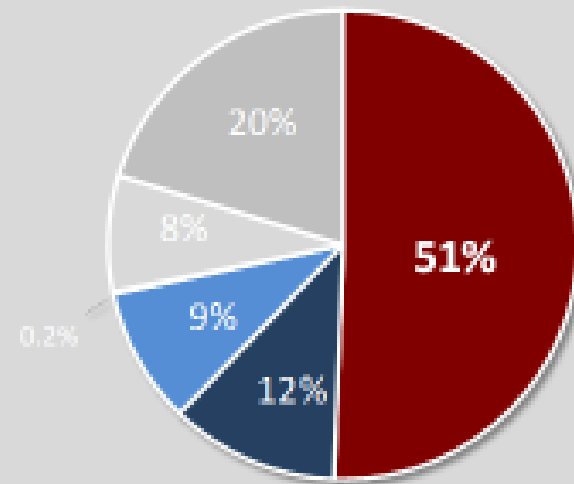
Medicaid's Role in the Texas Budget

Medicaid and Other Spending as a Share of State Funds in Texas, SFY 2015



- Medicaid
- Elem. & Sec. Education
- Higher Education

Sources of Federal Funds in Texas State Budget, SFY 2015



- Public Assistance & Corrections
- Transportation
- All Other Expenditures

Sources: Manatt analysis of National Association of State Budget Officers (NASBO) State Expenditure Report, 2014-2016, as included in the Robert Wood Johnson Foundation, "Data Points to Consider When Assessing Proposals to Cap Federal Medicaid Funding: A Toolkit for Texas", available at: <http://www.rwjf.org/en/about-us/press-room/2015/07/2015-07-20-01.html>



Georgetown University Center for Children and Families Study

Good News

- Decrease in the rate of Texas children without insurance
 - 16.6% in 2009
 - 9.5% in 2015

Not So Good News

- National average for children without 4.8% in 2015.
- 1 in 5 Uninsured Children Live In Texas
- Texas still ranks second worst in the nation for uninsured children
- Latino children in Texas continue to be disproportionately uninsured

<http://ccf.georgetown.edu/2016/11/01/1-in-5-uninsured-children-live-in-texas-study-finds>




How Can Travis County Families Apply for Coverage

- Central Health Eligibility can assist families with applying for Medicaid, CHIP, and MAP
 - Call 512-978-8130
- Families can apply for Medicaid and CHIP on-line at www.yourtexasbenefits.org



Kit Abney Spelce
Sr. Director of Eligibility Services
kit.abneyspelce@centralhealth.net
512-978-8105



CENTRAL HEALTH