

Workforce in the Capital and Rural Capital Area



Paul Fletcher
Chief Executive Officer



Tamara Atkinson
Chief Executive Officer





WORKFORCE
SOLUTIONS Capital Area

Connecting People to Jobs

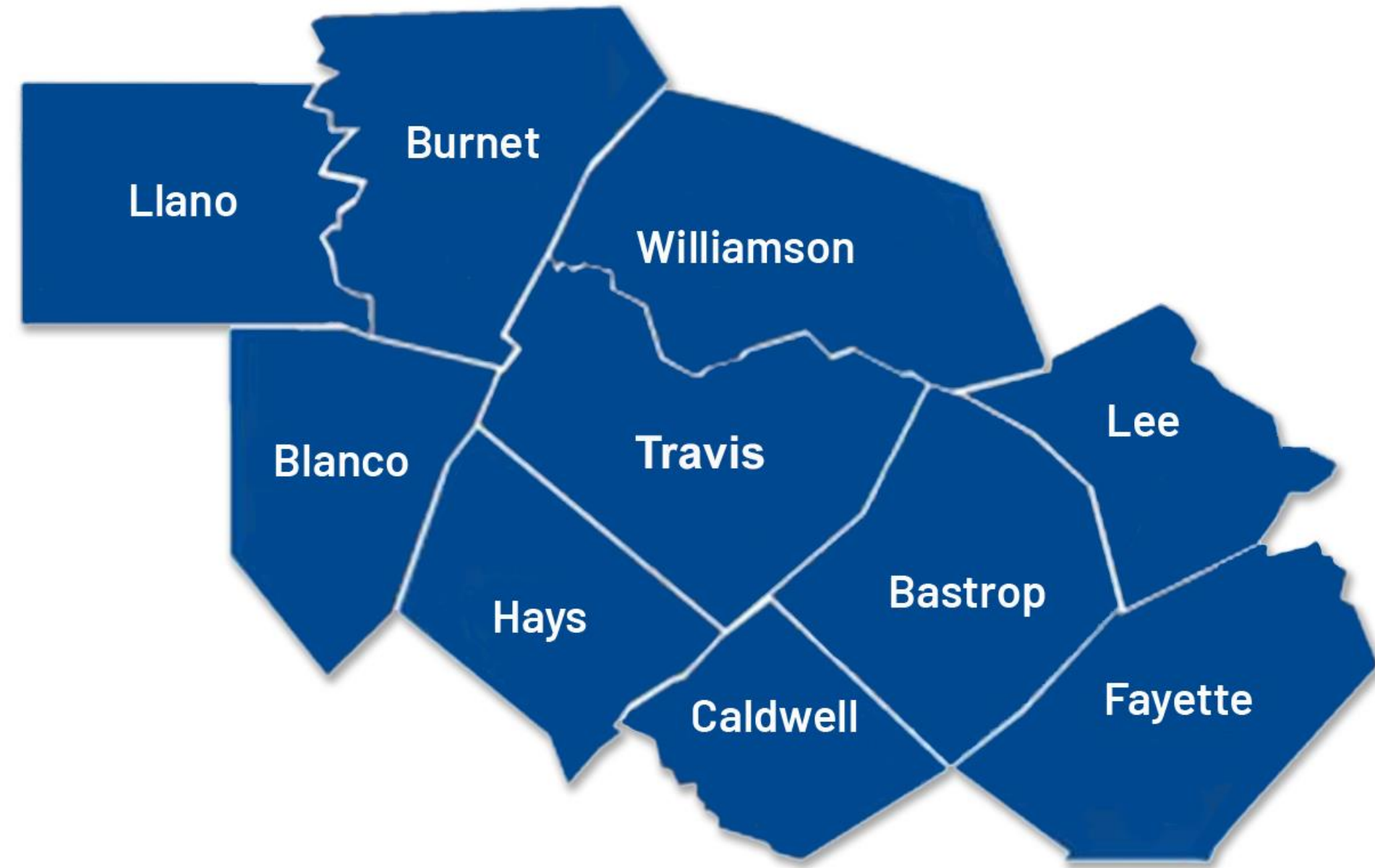
About Us

WORKFORCE SOLUTIONS
RURAL CAPITAL AREA

Workforce Solutions is a leading provider of workforce development services, helping individuals gain the skills and training needed to succeed in the workforce. We offer a variety of programs, including job training, career counseling, and job placement assistance. Our goal is to help individuals find meaningful employment and advance their careers.

Workforce Solutions is committed to providing high-quality services to our clients. We have a team of experienced professionals who are dedicated to helping individuals achieve their career goals. We also offer a variety of resources, including job listings, career advice, and training opportunities.

Workforce Solutions is a proud partner of the American Job Center network, which is the largest workforce development network in the United States. This partnership allows us to provide our clients with access to a wide range of resources and services.



A proud partner of the American  Job Center® network

Services Provided

Job Seeker and Employer Services Oct 2018 – Sept 2019

10,620

**At – Risk
Customers**

26,898

UI Claimants

830

Ex-Offenders



Child Care Services

9,054

Employers Served

2,249

**Work
Opportunity
Tax Credit**

61%

**UI Claimants returned
to work within 10
weeks**

3,724

**Veterans
Served**

11,402

**Children
Sponsored in
Child Care**

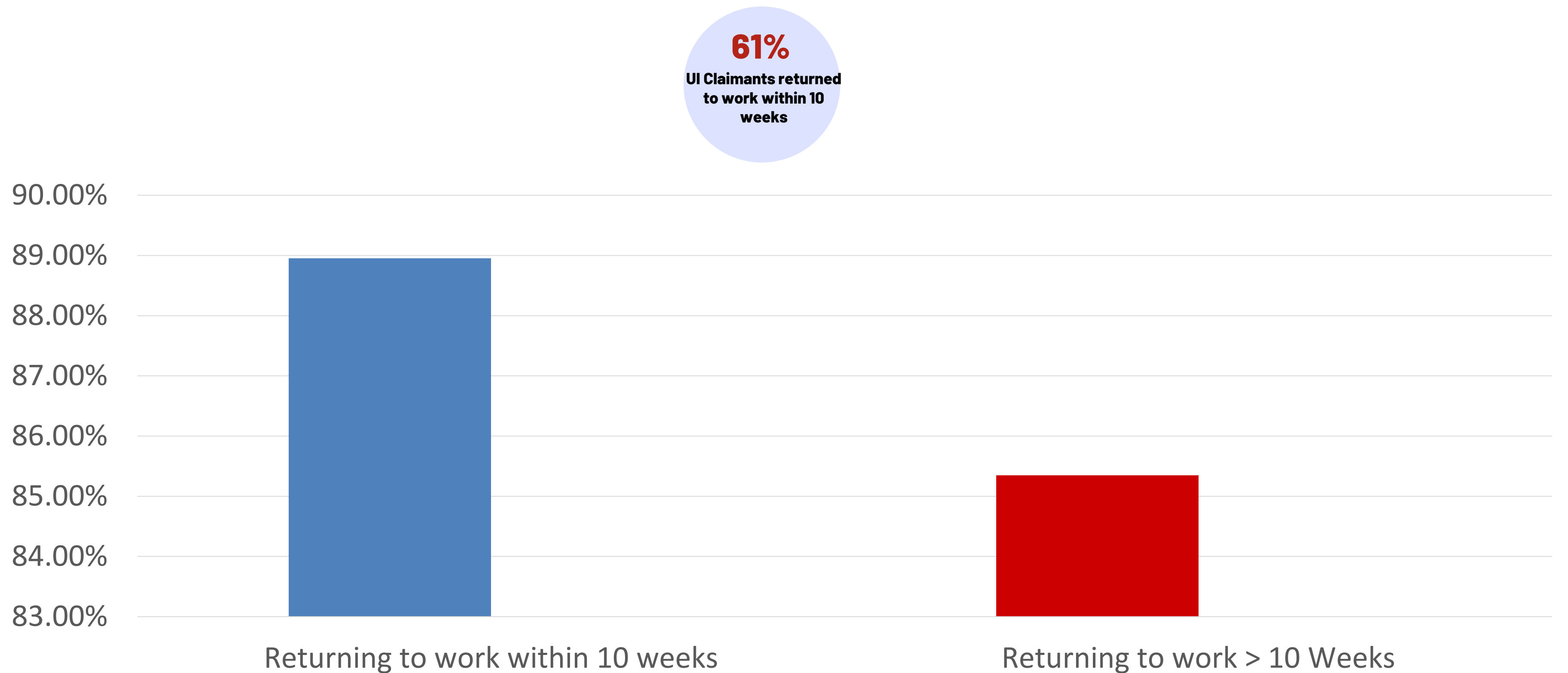
163

**Texas Rising
Star Providers
in the Region**

6,781

**Child Care
Families
Served**

Wage Replacement After Unemployment



Investments in the Community

Child Care Oct 15 – Sept. 16

8,914

Number of
Families Served

2.5


Average number of years
childcare subsidies
utilized

\$6,180

Average annual
increase in wages
for families

3,496

Number of
Children in Quality
Care Providers



Training Effectiveness Oct. 15 – Sept. 18

1,036

Number of job seekers
sent to training

91%

Percent of customers
employed after training

74%

Percentage of customers
employed in occupation
trained for

\$4858/
\$18,032

Average cost of
Training/Increase in
Wages due to Training



Workforce Snapshot

10-County Region:

2,291,699
Area Population

1,272,183
Labor Force

1,236,747
Employed

35,436
Unemployed


2.8%
Unemployment
Rate

54,536
Population Annual
Growth

85.0%
Prime-Age Labor Force
Participation Rate 25-54

62.5%
Post Secondary Ed

\$68,913
Household Median
Income



State:

28,701,845
Texas Population

14,015,573
Labor Force

13,508,756
Employed

506,817
Unemployed

3.6%
Unemployment
Rate

439,281
Population Annual
Growth

81.6%
Prime-Age Labor Force
Participation Rate 25-54

59.2%
Post Secondary Ed

\$57,051
Household Median
Income



Employment by Industry

10-County Region:


Education and Health Services 221,467	Trade, Transportation and Utilities 192,775	Professional and Business Services 182,699	Leisure and Hospitality 138,597	Construction 70,968
Financial Activities 64,829	Manufacturing 64,290	Public Administration 63,095	Other Services 36,198	Information/Service 35,922

State:


Trade, Transportation and Utilities 2,535,300	Public Administration 1,965,700	Professional and Business Services 1,777,1000	Education and Health Services 1,753,000	Leisure and Hospitality 1,409,100
Manufacturing 911,300	Financial Activities 808,300	Construction 787,400	Other Services 453,300	Natural Resources and Mining 254,500

Goal: Lift 10,000 residents out of poverty by 2021


Enrollment
Target: 30,000
Baseline: 6,750
Year One: 6,027



Completion
Target: 12,000
Baseline: 931
Year One: 1,679



Placement
Target: 8,000
Baseline: 800
Year One: 1,216



Final Goal

Out of Poverty
Target: 10,000
Baseline: 269
Year One: 517

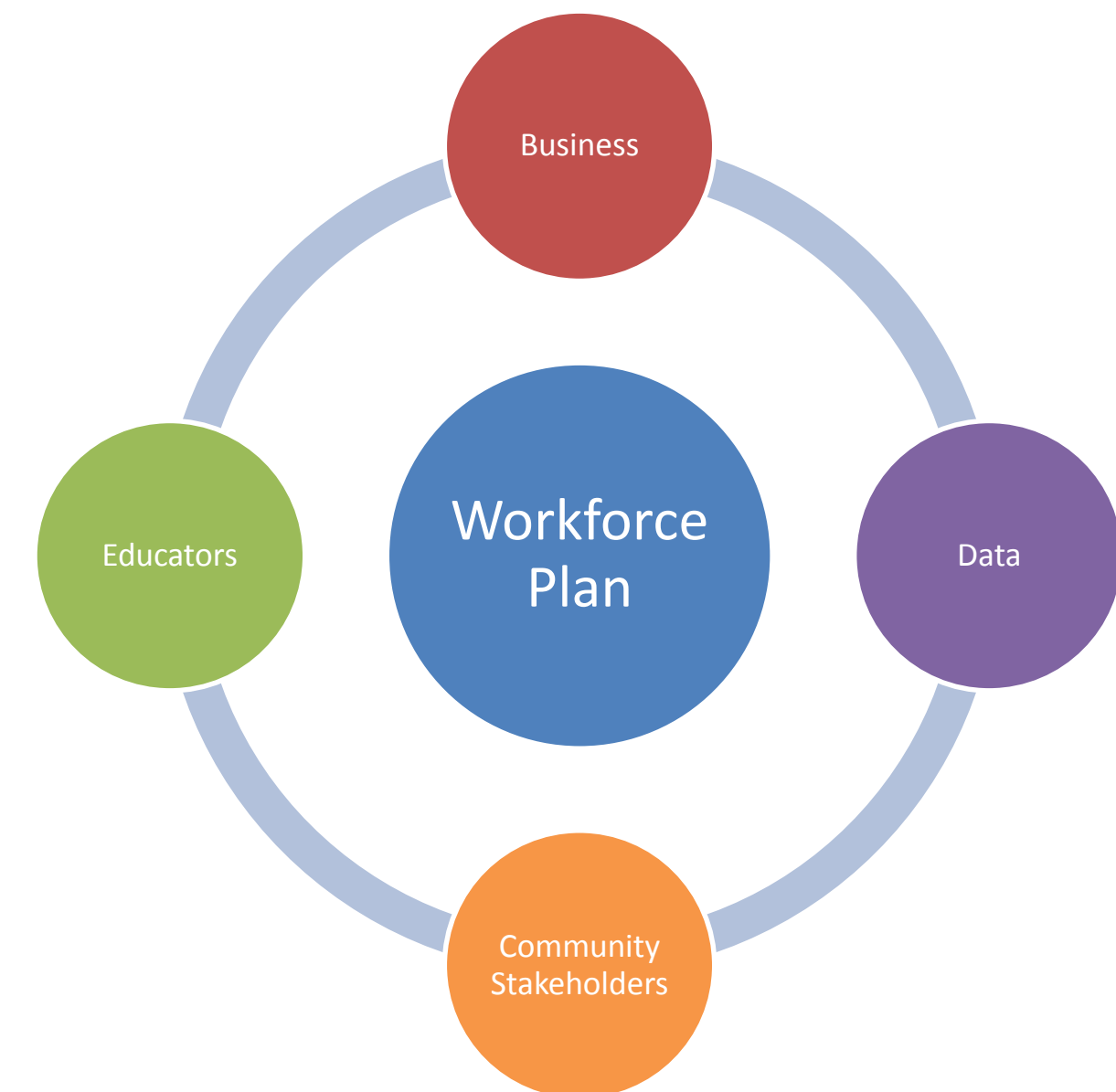


Upskilling Target: 2,000, not measured in Baseline or Year 1

Developing Our Workforce Plan for the Region & Counties

The image is a long, horizontal strip of a complex, abstract graphic. It consists of two rows of various symbols and shapes. The symbols include geometric shapes like triangles, squares, circles, and rectangles, some of which are filled or outlined. There are also musical notes, including eighth and sixteenth notes, and stylized human figures. The arrangement is dense and appears to be a sequence of symbols, possibly representing a musical score or a data set. The overall style is minimalist and modern, with a focus on form and rhythm.

- [illegible]



Contact Information

Paul Fletcher

Chief Executive Director
Rural Capital Workforce Development
Board
701 E. Whitestone Blvd, Suite 200
Cedar Park, Tx 78613
(512)244-7966 ext 5017
Cell (512)755-5326
Fax (855)326-3055
Paul.fletcher@ruralcapital.net
www.workforcesolutionsrca.com

For questions or further information, please contact

**Tamara Atkinson**


Chief Executive Officer
Workforce Solutions Capital Area
9001 N IH 35, Ste 110E
Austin, TX, 78753
512.597.7104 Direct
512.381.5110 Fax
tamara.atkinson@wfscapitalarea.com
www.wfscapitalarea.com

Stay Connected



-  @WFSCapitalArea
-  @WFSCapitalArea
-  Workforce Solutions Capital Area
-  Workforce Solutions Capital Area
-  www.wfscapitalarea.com
-  www.workinginaustin.com



-  @WFSRuralCapJobs
-  @WFSRuralCapJobs
-  @WFSRuralCapitalJobs
-  Workforce Solutions Rural Capital Area
-  Workforce Solutions Rural Capital Area
-  www.workforcesolutionsrca.com