



City of Austin Budget Update

Community Action Network Presentation

September 11, 2020

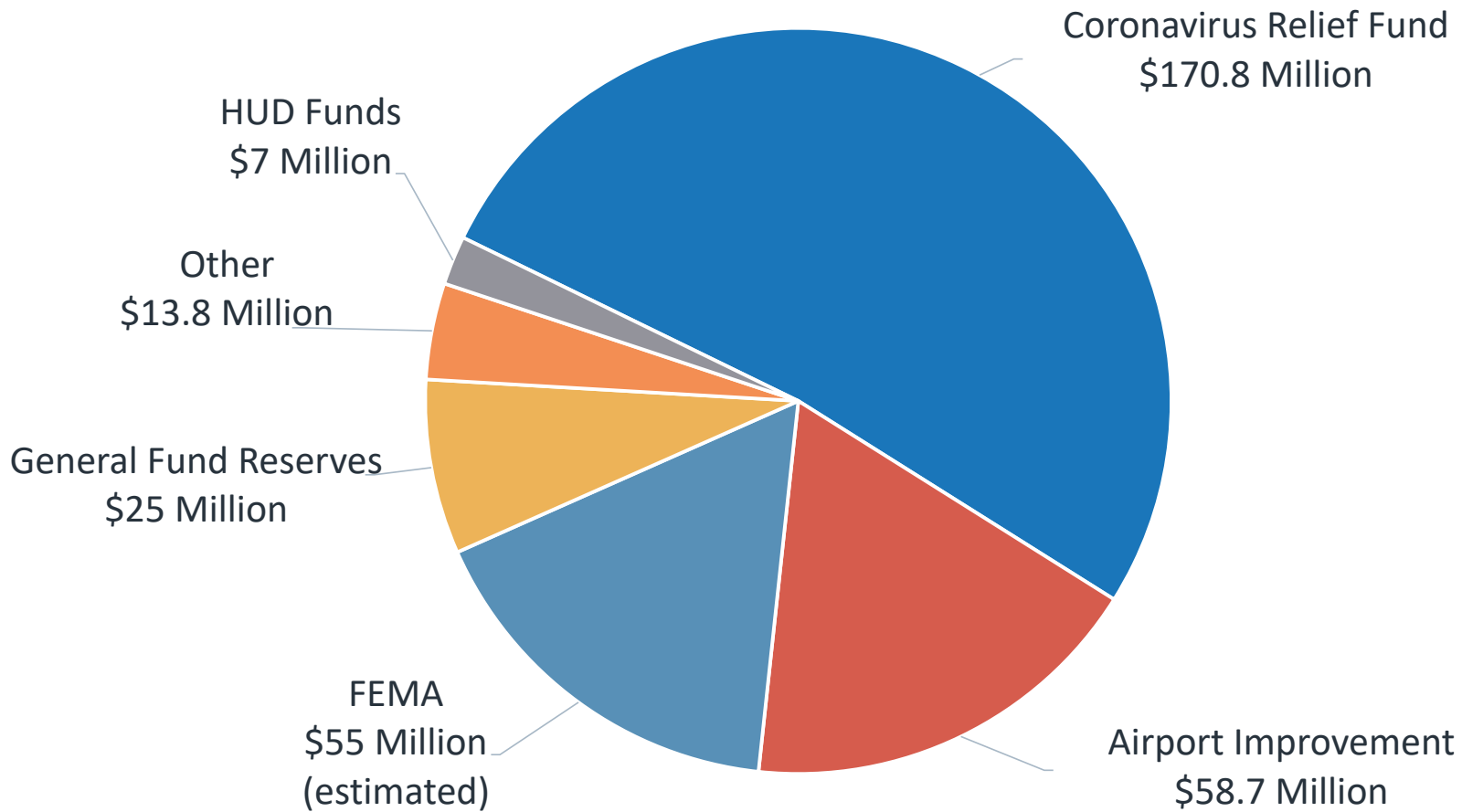


COVID-19 Spending Framework



COVID-19 SPENDING FRAMEWORK – \$330.3 MILLION

SOURCES OF FUNDS



Proposed COVID-19 Spending Framework

Emergency Response: \$105.5 Million



Programs

- COVID-19 Emergency Management
 - *Emergency Operations Center*
 - *Direct response to pandemic*
 - *Operational and programmatic adjustments necessary for responding to the COVID-19 pandemic*
- Payroll expenses of public safety and public health staff substantially dedicated to COVID-19 response

Proposed COVID-19 Spending Framework

Economic Support: \$103.2 Million



Programs

- Financial support to individuals
- Small business assistance
- Non-profit assistance
- Creative sector assistance
- Childcare provider assistance
- Technical assistance
- Food assistance
- Rental assistance
- Utility bill assistance
- Workforce development
- Worker and customer safety


Proposed COVID-19 Spending Framework

Medical and Public Health Needs: \$62.9 Million



Programs

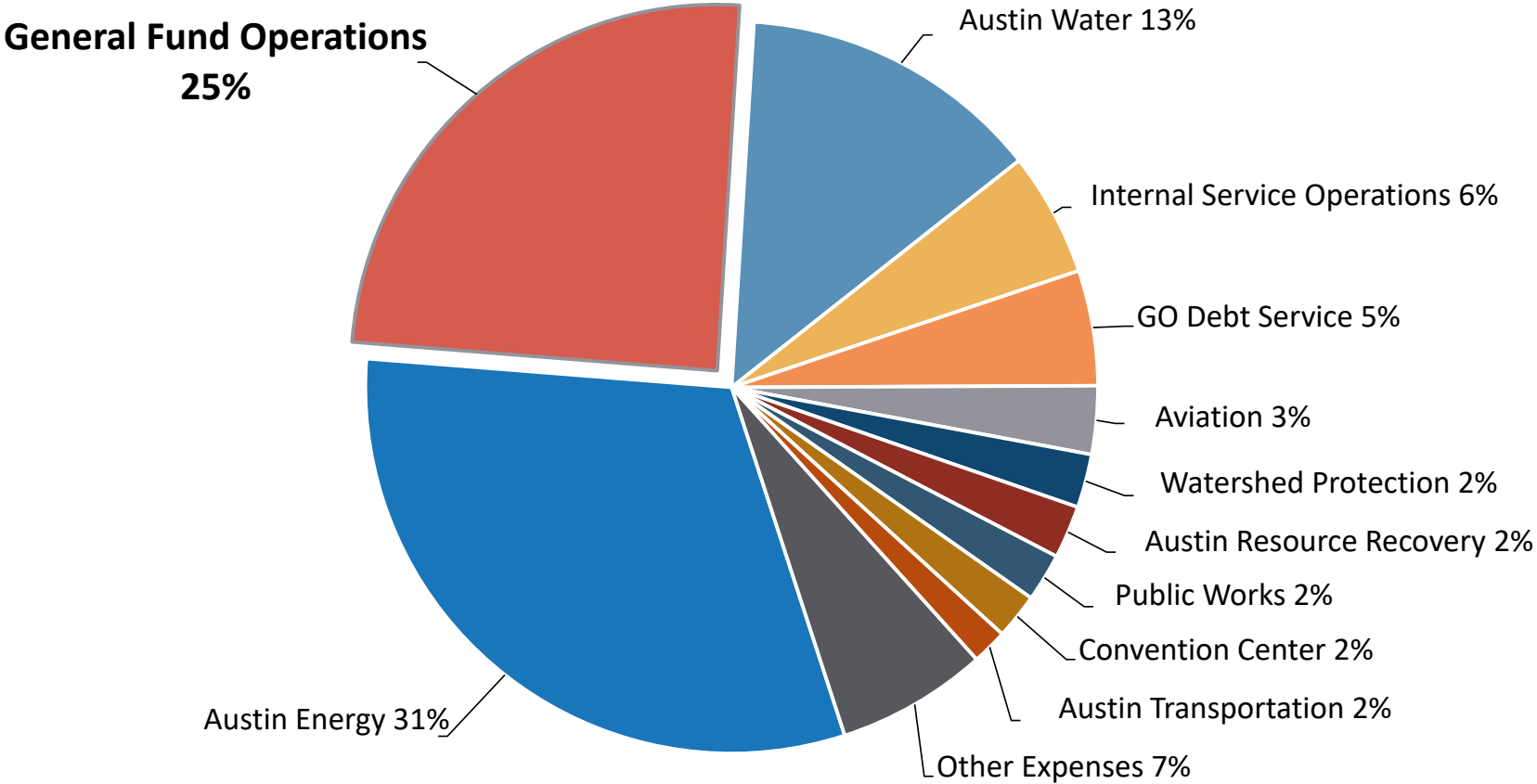
- Protection of vulnerable populations
- Testing and contact tracing
- Epidemiology response
- Planning and research
- Shelters and quarantine facilities
- Public health and safety measures
- Education and outreach
- Medical and protective supplies



FY 2021 Approved Budget Overview

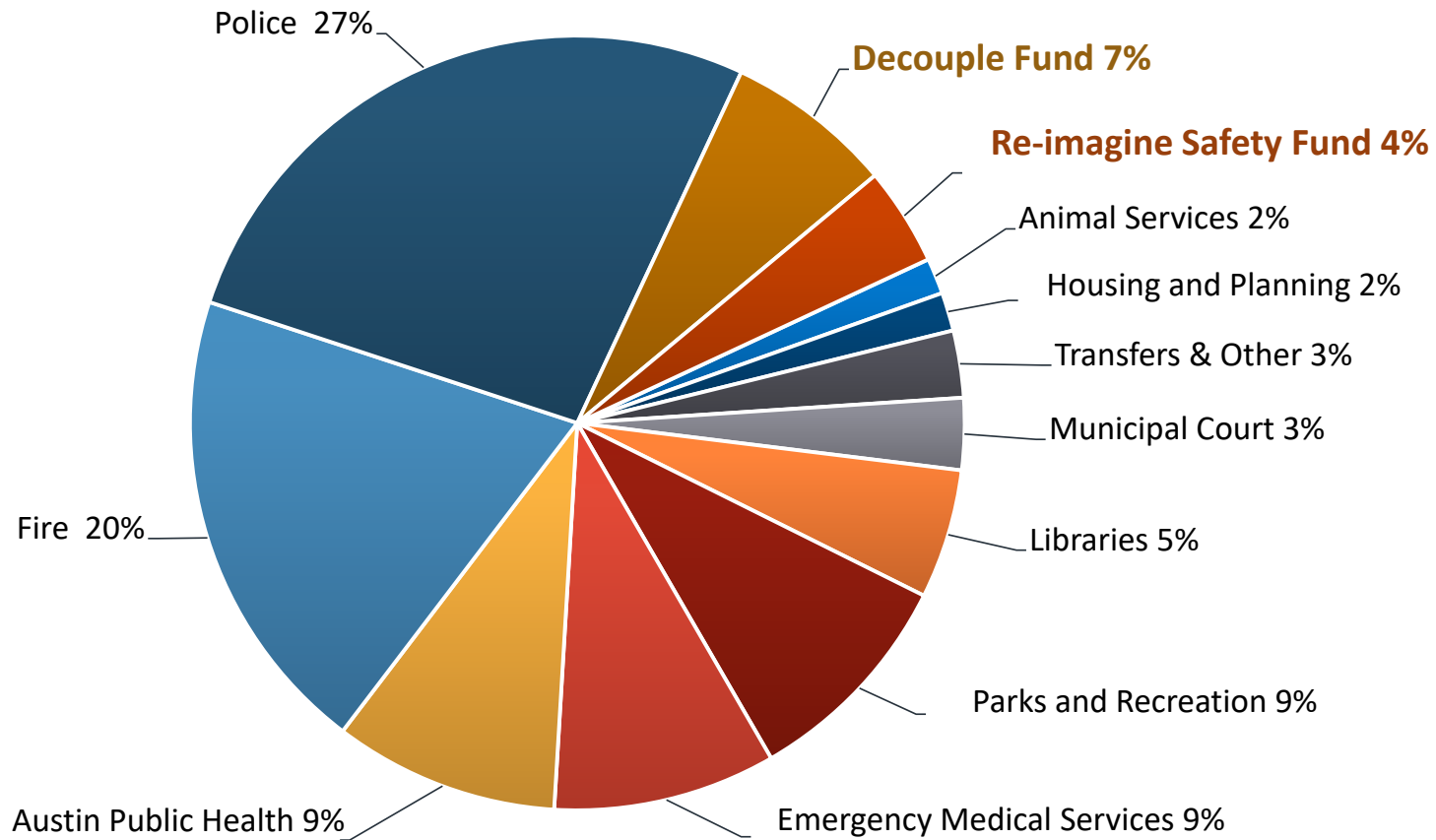
ALL FUNDS BUDGET – \$4.2 BILLION

USES OF FUNDS



GENERAL FUND – \$1.1 BILLION

USES OF FUNDS



Reimagining Public Safety – Budget Highlights

Immediate reductions: \$31.5 million

- Cancel 3 cadet classes
- Reduce overtime
- License Plate Readers
- Mounted Patrol Civilian Vacancies
- Partially fund Records Management
- Fund public safety radio replacements through contractual obligations
- Reduction in 150+ vacant positions
- Delayed scheduled replacement of duty weapons
- Transfer of Special Events civilian staff to DSD
- Transfer of APD public information positions to newly created public safety communications program in Communications and Public Information Office

Reinvestments: \$31.5 million

- EMS and APH COVID resources
- Mental Health Response and CHPs
- Family Violence Shelter
- Permanent Supportive Housing
- Increased resources for Victim Services
- Substance Abuse resources
- Food Access
- Abortion Access
- Family Support and Re-Entry programs
- Mental Health resources for HOST
- Workforce programs
- Early Childhood Program Coordinator
- Mobility Services Officer Study
- Equity in Policing Technology resource
- Increased resources for APH mental health services, family violence programs, and immigrant legal services
- Targeted training for trauma-informed response, unconscious bias, and racial and cultural sensitivity, as well as training to safely administer Naloxone to someone experiencing a drug overdose
- Expansion of the Integral Care-EMCOT
- Increased resources for Equity Office, Office of Police Oversight and new Civil Rights Office, including funding for General Orders rewrites and future audits

Decouple Fund \$76.6 million

- Forensics Sciences Services
- Communications / 9-1-1 Call Center
- Support Services
- Strategic Support
- Community Partnerships
- Victim Services
- Internal Affairs
- Special Investigations Unit
- Special Events

Reimagine Safety Fund \$45.1 million

- Overtime
- Mounted Patrol
- Interdiction K-9 Unit
- Explorers program
- Traffic Enforcement
- Austin Regional Intelligence (ARIC)
- Training
- Recruitment
- Park Police
- Lake Patrol
- Nuisance Abatement
- Office of Violence Prevention

Tax Payer Impact Statement


“Typical” Residential Ratepayer



Service or Fee	FY 2019-20 Yearly Rate	FY 2020-21 Approved Yearly Rate	Annual Dollar Change	Typical Ratepayer Defined as:
Austin Energy	\$1,056.60	\$1,015.20	(\$41.40)	Residential customer usage of 860 Kwh.
Austin Water	\$969.48	\$969.48	\$0	Residential customer usage of 5,800 gallons water and 4,000 gallons of wastewater
Austin Resource Recovery	\$299.40	\$330.60	\$31.20	Residential customer using a 64-gallon cart
Clean Community Fee	\$107.40	\$107.40	\$0	Per single-family home
Transportation User Fee	\$153.48	\$156.48	\$3.00	Per single-family home
Drainage Utility Fee	\$141.60	\$141.60	\$0	Residential customer with 3,100 sq. ft./37% of impervious cover
Property Tax Bill	\$1,408.78	\$1,455.60*	\$46.82	FY21 projected median non-senior homestead assessed value of \$362,631, net of 10% homestead exemption
Total Yearly Impact	\$4,136.74	\$4,176.36	\$39.62	Combined projected increase of 1.0%

* Amount is exclusive of 8.75 cent November tax rate election on Project Connect.

FY 2022 Fiscal Challenges



Looking Ahead

Fiscal Challenges



- 3.5% property tax revenue cap
 - Property taxes 50 percent of General Fund revenue
 - Growth in cost drivers (wages, benefits, contracts, commodities) typically exceeded 3.5% annually
- Economic and budget uncertainty caused by COVID-19
 - Sales taxes 23 percent of General Fund revenue
 - Coronavirus Relief Fund expires December 30, 2020
 - Uncertainty surrounding additional federal aid
- Managing growing pension and post employment benefit liabilities

2020-21


City of Austin
Budget



For additional information, please visit:

www.austintexas.gov/financeonline/finance/

Appendix:
Budget Highlights by Strategic Outcome





Economic Opportunity & Affordability



- \$16.5 million in support of homeowner assistance programs, homelessness prevention contracts, and rapid rehousing contracts to mitigate displacement and provide case management services
- \$7.7 million transfer to the Housing Trust Fund to support homelessness services and displacement prevention programs for Austin’s low-income households
- \$4.4 million to operate the new Planning and Development Center, creating a true “one-stop” shop for development services
- \$3.1 million to continue workforce development programming
- Additional \$3.5 million in low-interest loans to small businesses through the Family Business Loan Program



Government that Works for All



- \$735,000 to enhance the City's open-data portal, increasing transparency to Austin residents
- A new position within the Equity Office to support and guide the coordination of Citywide efforts to strengthen community resiliency
- Creation of the Information Security Office to address cybersecurity concerns
- \$7.3 million to address mission-critical infrastructure and deferred maintenance at City facilities
- Development of the Austin Conservation Corps (ACCC) program, a new cross-departmental approach to providing job skills to individuals and conservation benefits to the community



Culture & Lifelong Learning

- \$1.5 million in planned capital spending on the Asian American Resource Center, Carver Museum, and Mexican American Cultural Center facility improvements
- Combined reduction of 33% in funding for cultural arts, historic preservation, and live music as a result of the steep decline in the expected Hotel Occupancy Tax collections





Health & Environment



- \$7.1 million in ongoing funding for City partners providing emergency shelters
- \$2.6 million to support homeless encampment clean-ups and the Violet Bag Program
- \$423,000 and 6 new positions to fully implement the Organics Collection Program
- \$2.5 million in planned spending for construction of the Dove Springs Neighborhood Center
- \$5.3 million to fully implement the recommendations of the Meadows Institute Report related to improving mental health first response
- More than \$8.0 million towards Health Equity and Community Engagement programs within Austin Public Health to fund services and outreach initiatives that improve health outcomes



Mobility

- \$2.3 million in planned capital spending for citywide pedestrian safety improvements, including new pedestrian hybrid beacons, audible crosswalk indicators, and more visible signs and markings
- Maintains \$250,000 for the Smart Mobility Program, which aims to reduce single-occupant vehicle trips and ultimately supports the City's goal of reducing carbon emissions
- \$14.7 million in planned capital spending for sidewalk improvements and ADA compliance
- Consistent with the City of Austin's Community Climate Plan, \$1.2 million in Fleet Mobility Services to increase the City's battery-electric vehicles (BEV) fleet for a total of 283 vehicles
- \$4.9 million in planned capital spending on the City's Safe Routes to School Program





Safety

- \$1.5 million to support partial-year funding of 28 staff and equipment for the new Travis Country Fire/EMS station, scheduled to open July 2021
- \$1.1 million and 11 new positions in the Fire Marshal's Office to implement the recently approved Wildland-Urban Interface (WUI) code
- \$500,000 to update all City of Austin floodplain models and mapping
- Maintains funding of \$5.1 million for crisis response and victim services
- \$14.3 million in capital spending for critical facility improvements at various EMS stations
- \$11.3 million reduction to Austin Police Department forecast budget in support of the first phase of Reimagining Public Safety

